



Brego
Valuations & Data Services

Brego Market Update

March 2024

Thank you for downloading this Market Update from Brego. If you have any questions regarding the contents or wish to buy any further reports, please contact us at hello@brego.io

This report contains analysis of millions of data points, collected over many years. Brego uses advanced artificial intelligence to predict current and future valuations based on historical data.

© 2024 Brego Ltd. All rights reserved.

Brego is a trading name of Brego Limited, a company registered in England and Wales with company number 13710133. Registered office: 1a The Quadrant Courtyard, Quadrant Way, Weybridge, Surrey, England, KT13 8DR

March Market Update Overview

In our March 2024 report, we provide a detailed analysis of the UK car market, revealing current trends and data. This month, we've recorded a 1.74% overall change in the market from the previous month.

↓ 1.74% overall price change from previous month by Fuel Type

- ▲ Petrol : 0.4%
- ▼ Diesel : -1.65%
- ▼ Petrol/Electric Hybrid : -0.33%
- ▲ Electric : 1.48%
- ▲ Petrol Parallel Phev : 0.23%
- ▲ Diesel Parallel Phev : 2.96%
- ▲ Petrol Series Phev : 0.94%
- ▲ Petrol/Lpg : 2.38%
- ▲ Diesel/Electric Hybrid : 1.82%
- ▼ Petrol/Plugin Elec Hybrid : -25.66%

In March 2024, 579,917 vehicles have been sold. It took an average of 40 days to sell a vehicle and Medium SUV / 4x4 was the most popular body type. The average price of sold vehicles was £16,726.

579,917 vehicles were sold in March 2024

40 days

Average days to sell a vehicle

**Medium SUV /
4x4**

Most popular body type
with 126,790 Sold











£16,726

Average Vehicle Price

Popular Manufacturers

Top 10 sold manufacturers

The top manufacturer for March 2024 was Ford with 65,531 units sold.

	Manufacturer	Vehicle Sales
	FORD	65,531
	VOLKSWAGEN	47,702
	BMW	44,975
 Mercedes-Benz	MERCEDES-BENZ	41,369
 VAUXHALL	VAUXHALL	41,153
	AUDI	38,056
 NISSAN	NISSAN	25,322
	TOYOTA	22,153
 PEUGEOT	PEUGEOT	21,239
 LAND ROVER	LAND ROVER	21,054

Popular Models

Top 10 sold models

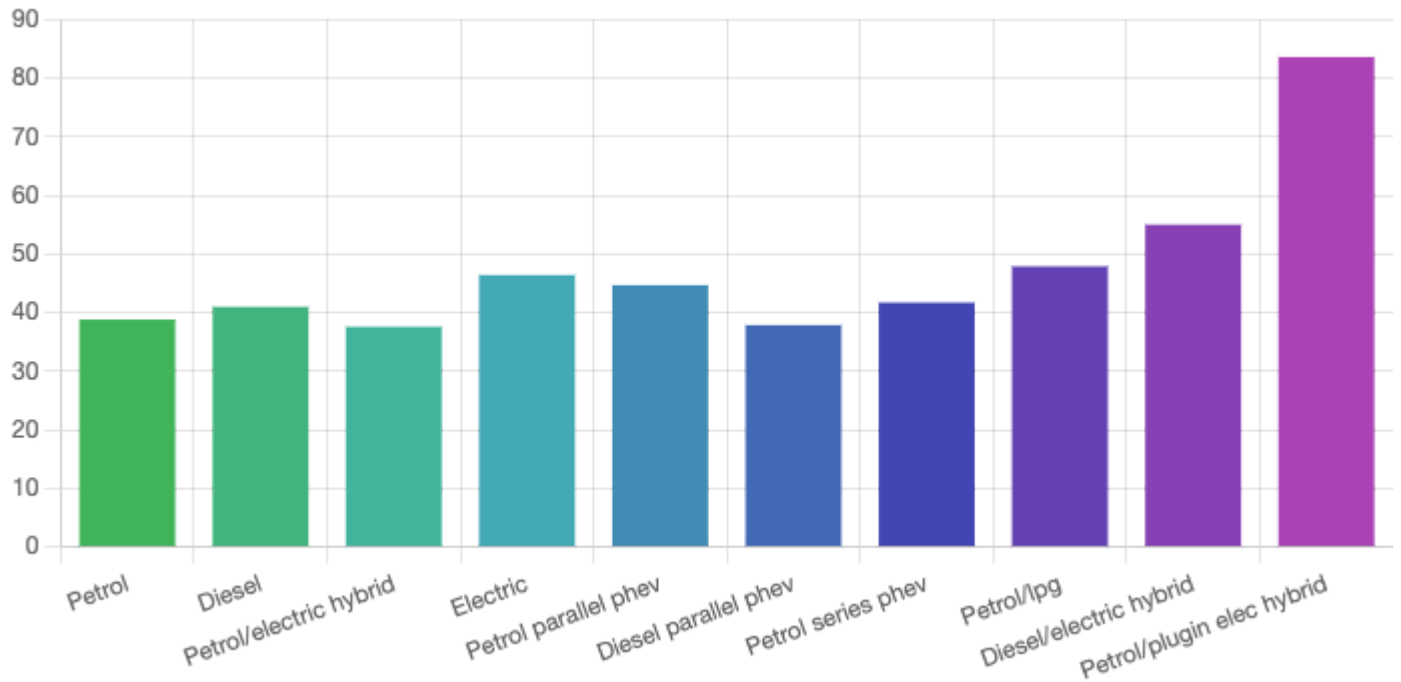
The top model for March 2024 was Ford fiesta with 15,272 units sold.

Model	Vehicle Sales
FORD FIESTA	15,272
VOLKSWAGEN GOLF	13,472
FORD FOCUS	13,454
VAUXHALL CORSA	12,577
NISSAN QASHQAI	10,743
MERCEDES-BENZ A CLASS	9,805
BMW 3 SERIES	9,263
BMW 1 SERIES	9,000
MINI HATCHBACK	8,399
VOLKSWAGEN POLO	8,214

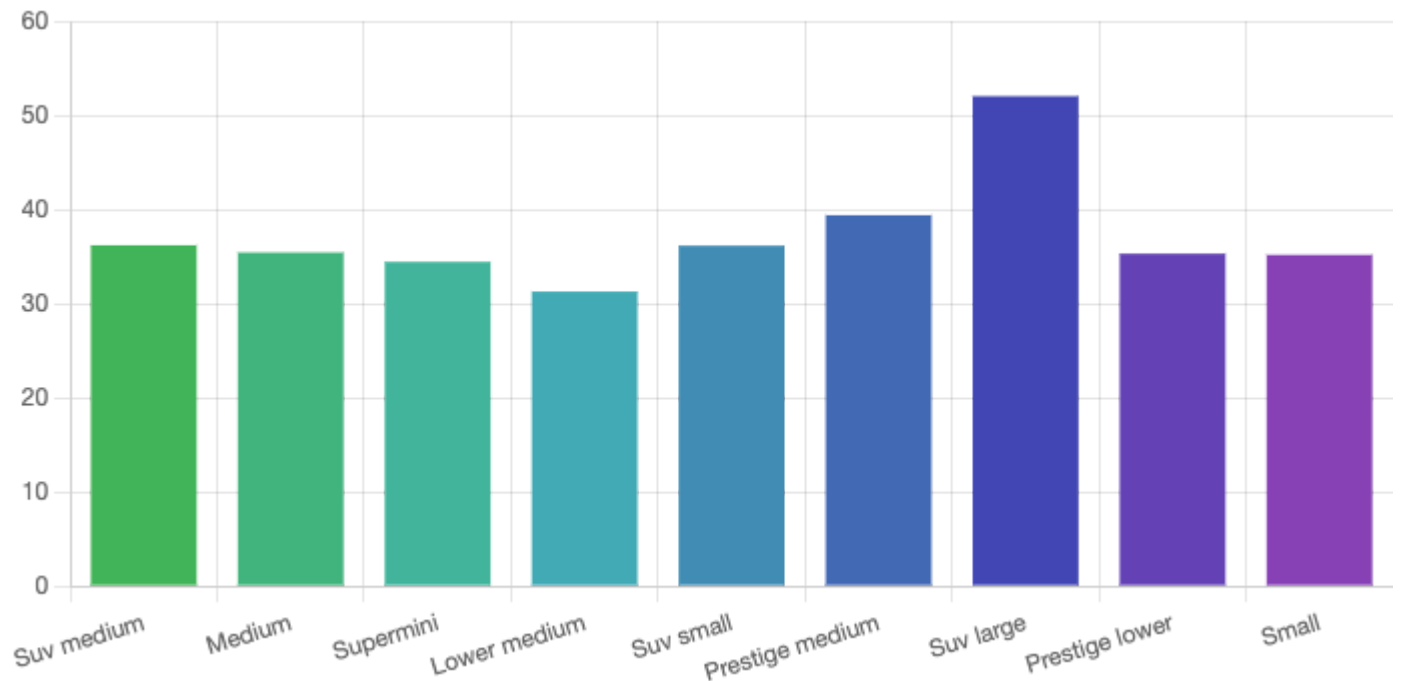
March Vehicle Sales - Fuel Type and Sector

Here are the average days to sell a vehicle by fuel type and by sector. This is a good indicator of the market health and demand for vehicles.

Average days to sell by fuel type



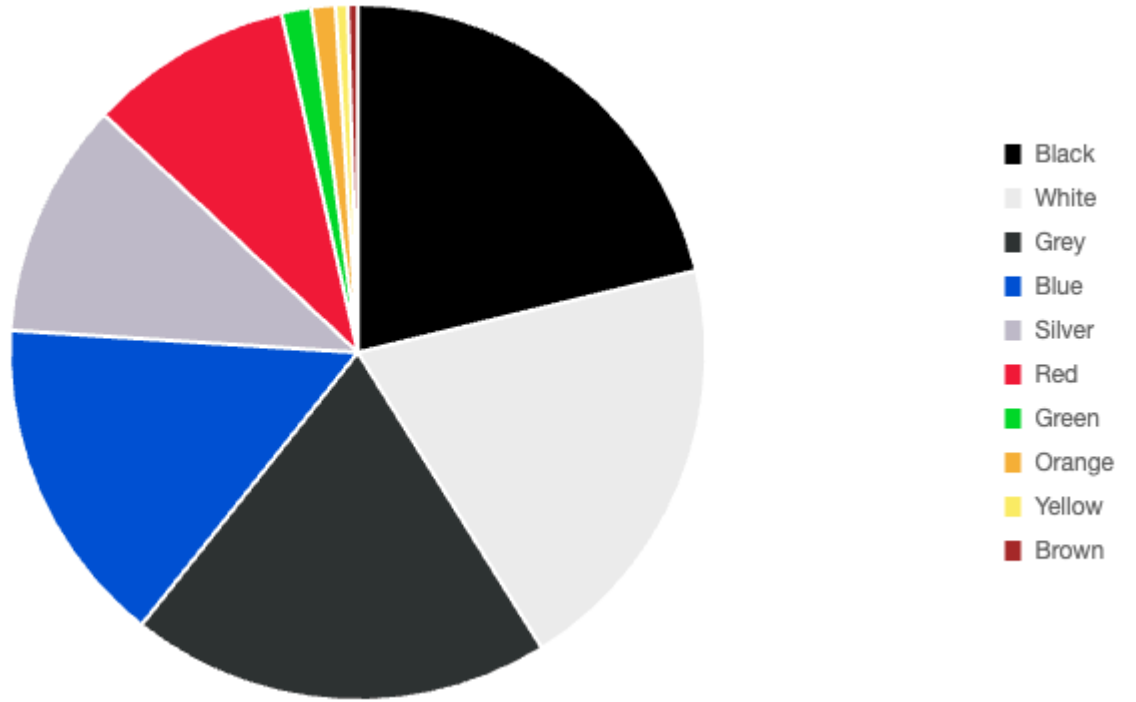
Average days to sell by sector



March's most popular colours and model years

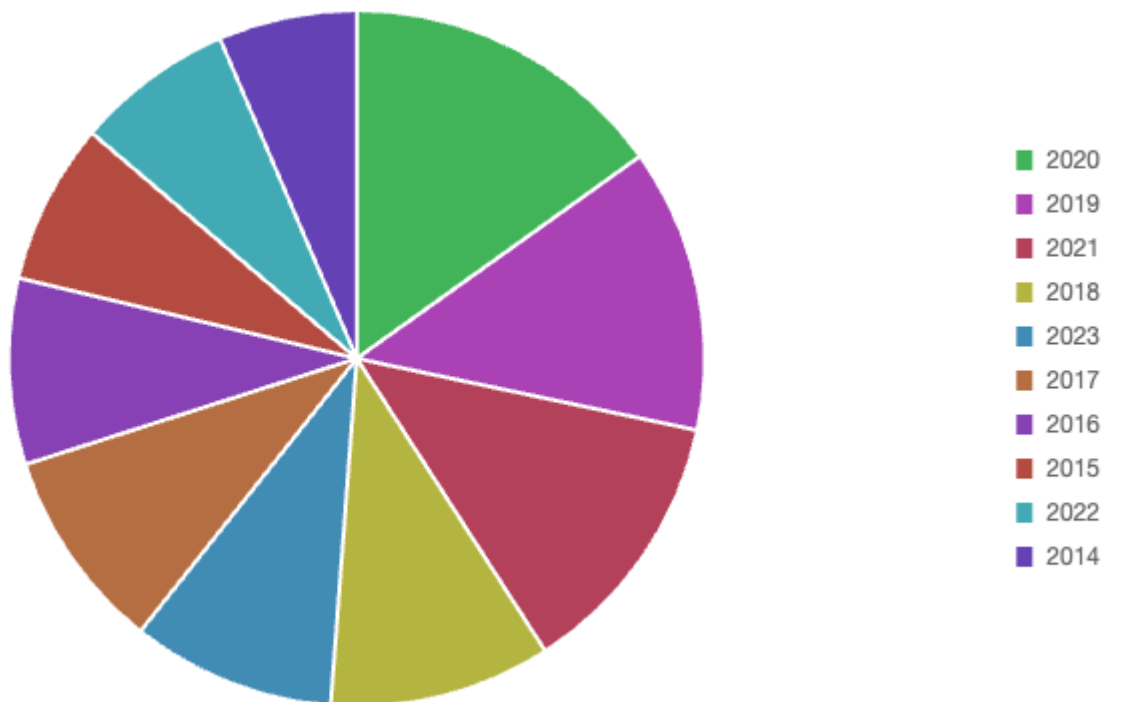
The most popular colour of March was black with 120,780 vehicles sold. While the most popular model year was 2020 with 69,423 vehicles sold.

Most popular colours



120,780 sold
 113,303 sold
 111,309 sold
 87,237 sold
 62,350 sold
 54,066 sold
 7,867 sold
 6,374 sold
 3,230 sold
 2,630 sold

Most popular model years sold



69,423 sold
 60,399 sold
 57,701 sold
 47,294 sold
 43,479 sold
 43,098 sold
 39,645 sold
 34,408 sold
 33,678 sold
 29,526 sold