



Brego
Valuations & Data Services

Brego Market Update

February 2024

Thank you for downloading this Market Update from Brego. If you have any questions regarding the contents or wish to buy any further reports, please contact us at hello@brego.io

This report contains analysis of millions of data points, collected over many years. Brego uses advanced artificial intelligence to predict current and future valuations based on historical data.

© 2024 Brego Ltd. All rights reserved.

Brego is a trading name of Brego Limited, a company registered in England and Wales with company number 13710133. Registered office: 1a The Quadrant Courtyard, Quadrant Way, Weybridge, Surrey, England, KT13 8DR

February Market Update Overview

In our February 2024 report, we explore the UK car market's continuing evolution, presenting the most recent trends and statistics. This month, we've noted a 2.87% overall change in the market from the previous month.

↓ 2.87% overall price change from previous month by Fuel Type

- ▼ Petrol : -2.82%
- ▼ Diesel : -0.71%
- ▼ Petrol/Electric Hybrid : -0.91%
- ▼ Electric : -4.87%
- ▼ Petrol Parallel Phev : -5.04%

In February 2024, 587,994 vehicles have been sold. It took an average of 45 days to sell a vehicle and Medium SUV / 4x4 was the most popular body type. The average price of sold vehicles was £16,971.

587,994 vehicles were sold in February 2024

45 days

Average days to sell a vehicle

**Medium SUV /
4x4**

Most popular body type
with 132,409 Sold











£16,971

Average Vehicle Price

Popular Manufacturers

Top 10 sold manufacturers

The top manufacturer for February 2024 was Ford with 63,445 units sold.

	Manufacturer	Vehicle Sales
	FORD	63,445
	VOLKSWAGEN	49,355
	BMW	43,376
	VAUXHALL	41,145
	MERCEDES-BENZ	39,915
	AUDI	37,388
	NISSAN	26,752
	TOYOTA	24,438
	PEUGEOT	22,454
	LAND ROVER	19,455

Popular Models

Top 10 sold models

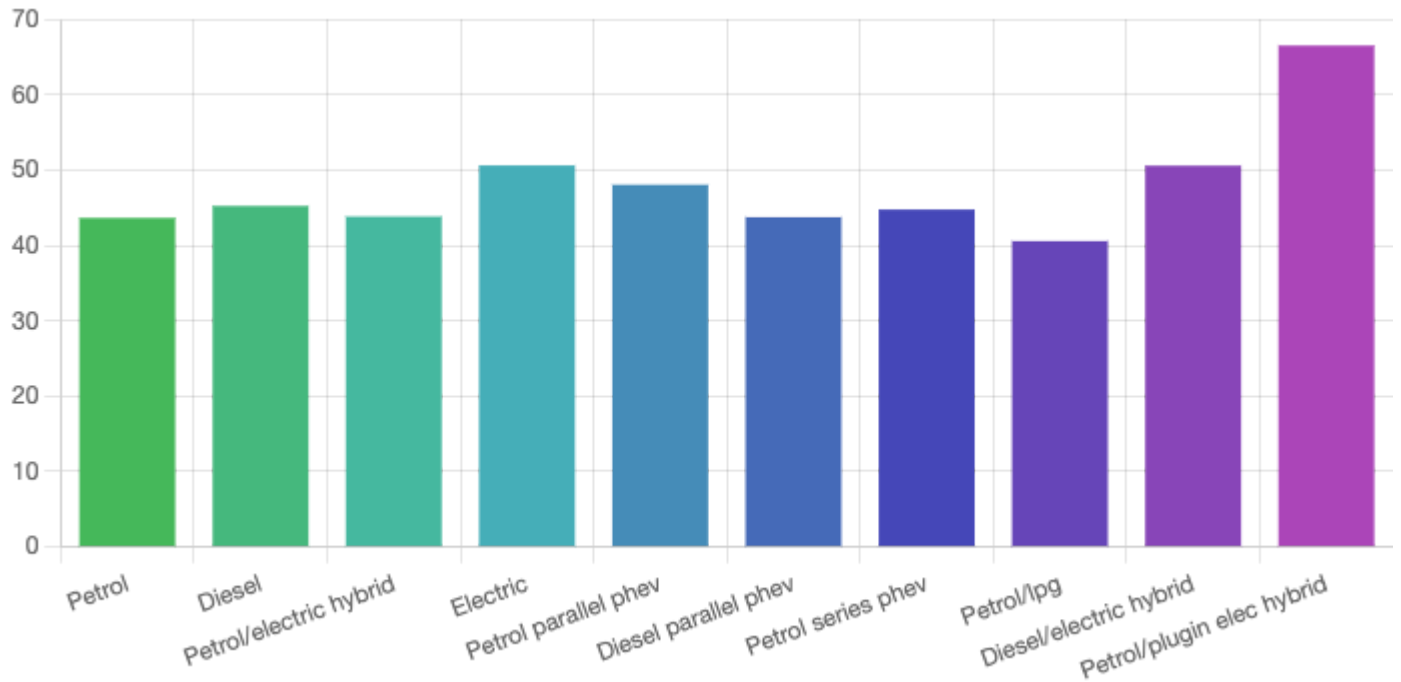
The top model for February 2024 was Ford fiesta with 15,061 units sold.

Model	Vehicle Sales
FORD FIESTA	15,061
VOLKSWAGEN GOLF	13,626
FORD FOCUS	13,190
VAUXHALL CORSA	12,536
NISSAN QASHQAI	11,913
MERCEDES-BENZ A CLASS	9,467
BMW 3 SERIES	9,144
VOLKSWAGEN POLO	8,716
MINI HATCHBACK	8,710

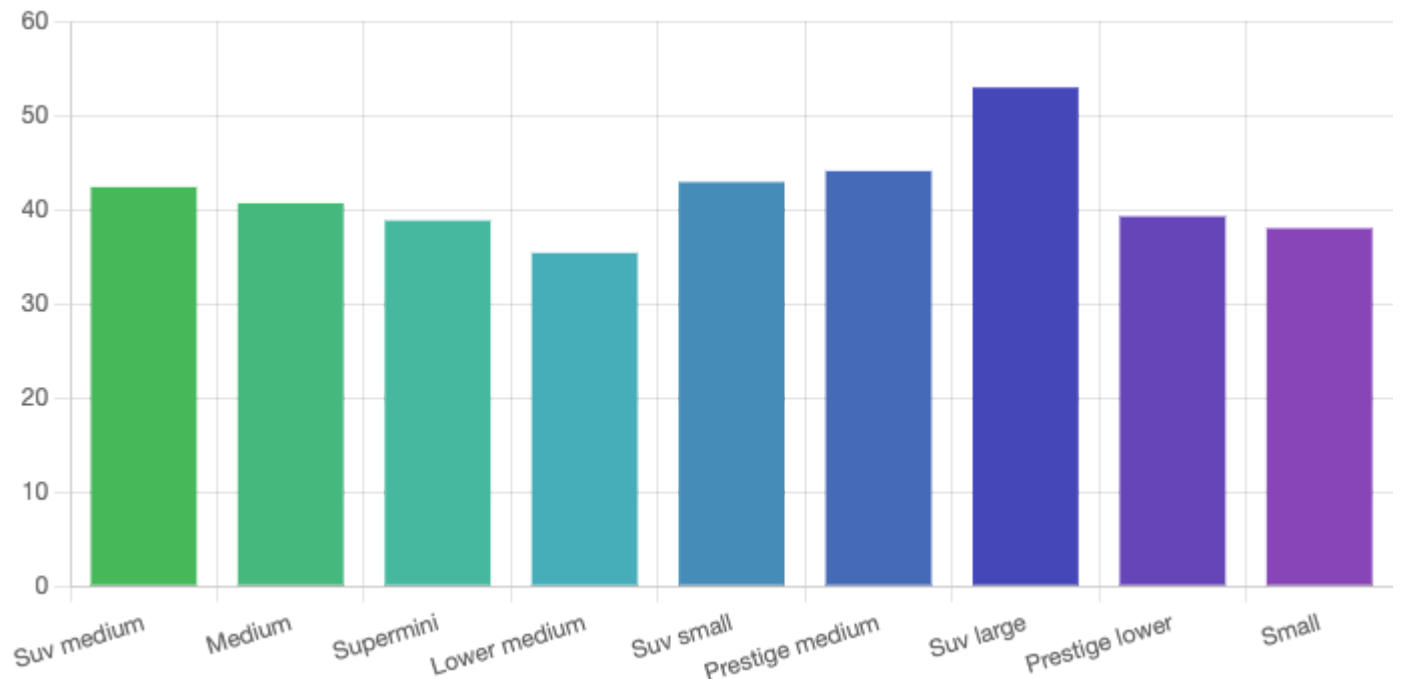
February Vehicle Sales - Fuel Type and Sector

Here are the average days to sell a vehicle by fuel type and by sector. This is a good indicator of the market health and demand for vehicles.

Average days to sell by fuel type



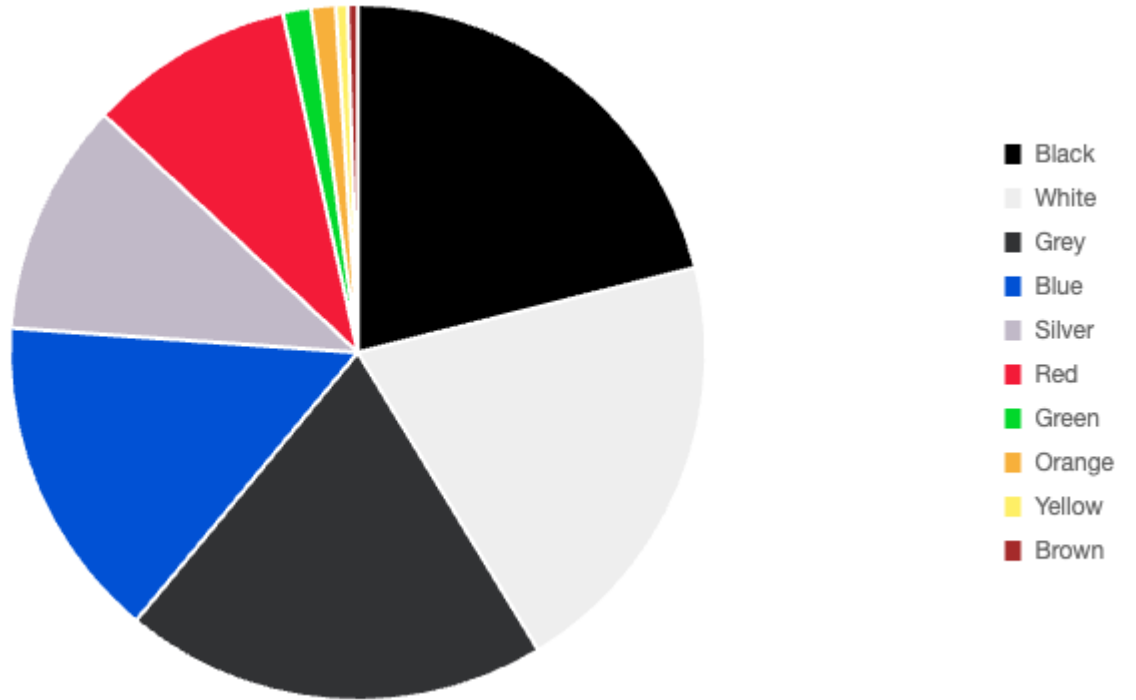
Average days to sell by sector



February's most popular colours and model years

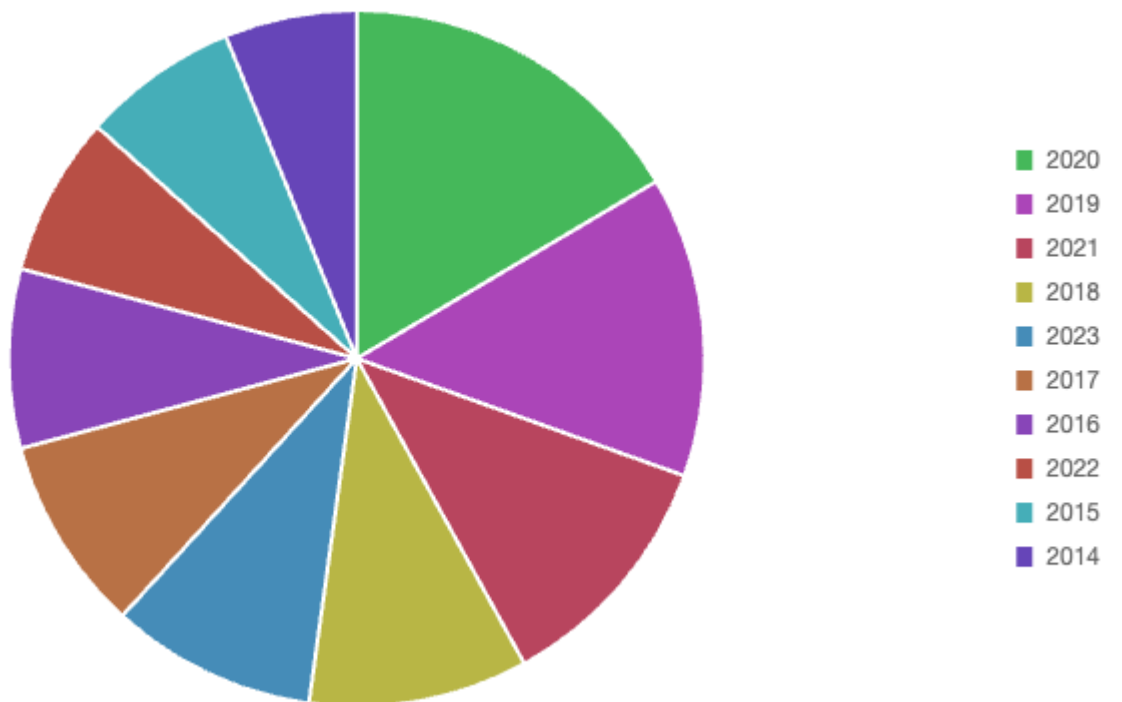
The most popular colour of February was black with 121,399 vehicles sold. While the most popular model year was 2020 with 78,219 vehicles sold.

Most popular colours



121,399 sold
 116,629 sold
 113,363 sold
 87,117 sold
 62,414 sold
 55,119 sold
 7,504 sold
 6,631 sold
 3,159 sold
 2,699 sold

Most popular model years sold



78,219 sold
 66,169 sold
 54,638 sold
 48,330 sold
 45,321 sold
 42,991 sold
 39,408 sold
 35,262 sold
 34,395 sold
 29,141 sold